

International Classification
of Diseases 9th Revision
Clinical Modification

ICD-9-CM

For Hospitals and Payers

Volumes 1, 2 & 3



Expert

2010

Table of Contents

Introduction

Preface	ii
Introduction to ICD-9-CM	iii
How to Use the ICD-9-CM	iv
ICD-9-CM Official Conventions	v
Additional Conventions	vi
2010 ICD-9-CM Code Changes	vii
2010 ICD-9-CM Crosswalk	ix
Official Coding Guidelines	1
Anatomy Color Plates	Anatomy -1

Volume 2

Alphabetic Index to Diseases

Alphabetic Index to Diseases	2-1
Table of Hypertension	2-170
Table of Neoplasms	2-222
Table of Drugs and Chemicals	2-339
Alphabetic Index to External Causes of Injury and Poisoning	2-381

Volume 1

Tabular List for Diseases

1. Infectious and Parasitic Diseases (001-139)	1-3
2. Neoplasms (140-239)	1-33
3. Endocrine, Nutritional and Metabolic Diseases, and Immunity Disorders (240-279)	1-58
4. Diseases of the Blood and Blood-Forming Organs (280-289)	1-71
5. Mental Disorders (290-319)	1-78
6. Diseases of the Nervous System and Sense Organs (320-389)	1-93
7. Diseases of the Circulatory System (390-459)	1-130
8. Diseases of the Respiratory System (460-519)	1-150
9. Diseases of the Digestive System (520-579)	1-160
10. Diseases of the Genitourinary System (580-629)	1-183
11. Complications of Pregnancy, Childbirth, and the Puerperium (630-677)	1-199
12. Diseases of the Skin and Subcutaneous Tissue (680-709)	1-215
13. Diseases of the Musculoskeletal System and Connective Tissue (710-739)	1-223
14. Congenital Anomalies (740-759)	1-240
15. Certain Conditions Originating in the Perinatal Period (760-779)	1-254
16. Symptoms, Signs, and Ill-Defined Conditions (780-799)	1-262
17. Injury and Poisoning (800-999)	1-274

Tabular List for Supplementary Classifications

18. Classification of Factors Influencing Health Status and Contact With Health Services (V Codes)	1-321
19. Classification of External Causes of Injury and Poisoning (E Codes)	1-345

Official ICD-9-CM Government Appendices

A. Morphology of Neoplasms	Appendices-2
B. Glossary of Mental Disorders	<i>Deleted</i>
C. Classification of Drugs by American Hospital Formulary Services List Number and Their ICD-9-CM Equivalents	Appendices-7
D. Classification of Industrial Accidents According to Agency	Appendices-9
E. List of Three-Digit Categories	Appendices-10

Volume 3

Alphabetic Index to Procedures

Alphabetic Index to Procedures	3-3
--------------------------------	-----

Tabular List for Procedures

0. Procedures and Interventions, NEC (00)	3-85
1. Operations on the Nervous System (01-05)	3-89
2. Operations on the Endocrine System (06-07)	3-93
3. Operations on the Eye (08-16)	3-95
3A. Other Miscellaneous Diagnostic and Therapeutic Procedures (17)	3-100
4. Operations on the Ear (18-20)	3-101
5. Operations on the Nose, Mouth, and Pharynx (21-29)	3-103
6. Operations on the Respiratory System (30-34)	3-107
7. Operations on the Cardiovascular System (35-39)	3-111
8. Operations on the Hemic and Lymphatic System (40-41)	3-123
9. Operations on the Digestive System (42-54)	3-124
10. Operations on the Urinary System (55-59)	3-137
11. Operations on the Male Genital Organs (60-64)	3-142
12. Operations on the Female Genital Organs (65-71)	3-144
13. Obstetrical Procedures (72-75)	3-150
14. Operations on the Musculoskeletal System (76-84)	3-151
15. Operations on the Integumentary System (85-86)	3-162
16. Miscellaneous Diagnostic and Therapeutic Procedures (87-99)	3-166

4 176 Kaposi's sarcoma

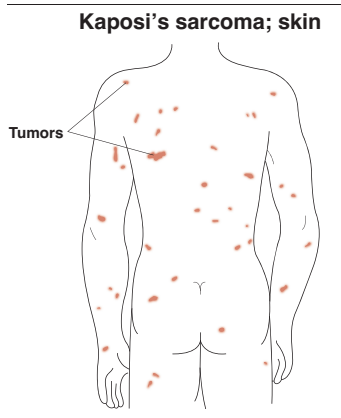
Coding Tip: Kaposi's sarcoma is usually associated with HIV/AIDS. If so, code 042 is reported prior to using code 176, unless other restrictions apply (see Coding Tip for code 042).

AHA: 4Q 1991, 24

176.0 Skin CC

CC Ex: 176.0, 176.8, 176.9

AHA: 4Q 2007, 6, 64



176.1 Soft tissue CC

- Includes** blood vessel
connective tissue
fascial
ligament
lymphatic(s) NEC
muscle
- Excludes** lymph glands and nodes (176.5)

CC Ex: 176.1, 176.8, 176.9

AHA: 4Q 2007, 6

176.2 Palate CC

CC Ex: 176.2, 176.8, 176.9

AHA: 4Q 2007, 6

176.3 Gastrointestinal sites CC

CC Ex: 150.0-150.9, 151.0-151.9, 152.0-152.9, 153.0-153.9, 154.0-154.8, 155.0-155.2, 156.0-156.9, 157.0-157.9, 176.3, 176.8, 176.9, 209.00-209.17, 209.23, 209.25-209.27

AHA: 4Q 2007, 6

176.4 Lung CC

CC Ex: 162.0-162.9, 176.4, 176.8, 176.9, 209.21

AHA: 4Q 2007, 6

176.5 Lymph nodes CC

CC Ex: 176.5-176.9, 196.0-196.9

AHA: 4Q 2007, 6

176.8 Other specified sites CC

Oral cavity NEC
CC Ex: 176.0-176.3, 176.8, 176.9

AHA: 4Q 2007, 6

176.9 Unspecified CC

Viscera NOS
CC Ex: See 176.8

AHA: 4Q 2007, 6

MALIGNANT NEOPLASM OF GENITOURINARY ORGANS (179-189)

Excludes carcinoma in situ (233.1-233.9)

179 Malignant neoplasm of uterus, part unspecified ♀

CC Ex: 176.9

4 180 Malignant neoplasm of cervix uteri

Includes invasive malignancy [carcinoma]
Excludes carcinoma in situ (233.1)

180.0 Endocervix ♀

Cervical canal NOS
Endocervical canal
Endocervical gland

CC Ex: 176.9

180.1 Exocervix ♀

CC Ex: 176.9

180.8 Other specified sites of cervix ♀

Cervical stump
Squamocolumnar junction of cervix
Malignant neoplasm of contiguous or overlapping sites of cervix uteri whose point of origin cannot be determined

CC Ex: 176.9

180.9 Cervix uteri, unspecified ♀

CC Ex: 176.9

181 Malignant neoplasm of placenta ♀

Choriocarcinoma NOS
Chorioepithelioma NOS

Excludes chorioadenoma (*destruens*) (236.1)
hydatidiform mole (630)
malignant (236.1)
invasive mole (236.1)
male choriocarcinoma NOS (186.0-186.9)

CC Ex: 176.9

4 182 Malignant neoplasm of body of uterus

Excludes carcinoma in situ (233.2)

182.0 Corpus uteri, except isthmus ♀

Cornu
Endometrium
Fundus
Myometrium

CC Ex: 176.9

182.1 Isthmus ♀

Lower uterine segment

CC Ex: 176.9

182.8 Other specified sites of body of uterus ♀

Malignant neoplasm of contiguous or overlapping sites of body of uterus whose point of origin cannot be determined

Excludes uterus NOS (179)

CC Ex: 176.9

4 183 Malignant neoplasm of ovary and other uterine adnexa

Excludes Douglas' cul-de-sac (158.8)

183.0 Ovary ♀ CC

Use additional code to identify any functional activity

CC Ex: 176.9, 183.0

AHA: 4Q 2007, 95-96

183.2 Fallopian tube ♀

Oviduct
Uterine tube

CC Ex: See 183.0

183.3 Broad ligament ♀

Mesovarium
Parovarian region

CC Ex: See 183.0

183.4 Parametrium ♀

Uterine ligament NOS
Uterosacral ligament

CC Ex: See 183.0

183.5 Round ligament ♀

CC Ex: See 183.0

AHA: 3Q 1999, 5

183.8 Other specified sites of uterine adnexa ♀

Tubo-ovarian
Utero-ovarian
Malignant neoplasm of contiguous or overlapping sites of ovary and other uterine adnexa whose point of origin cannot be determined

CC Ex: See 183.0

183.9 Uterine adnexa, unspecified ♀

CC Ex: See 183.0

4 184 Malignant neoplasm of other and unspecified female genital organs

Excludes carcinoma in situ (233.30-233.39)

184.0 Vagina ♀

Gartner's duct
Vaginal vault

CC Ex: 176.9

184.1 Labia majora ♀

Greater vestibular [Bartholin's] gland

CC Ex: 176.9

184.2 Labia minora ♀

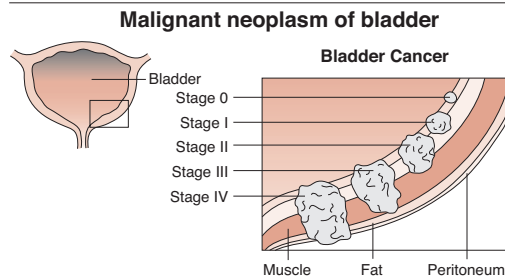
CC Ex: 176.9

184.3 Clitoris ♀

CC Ex: 176.9

- 184.4 Vulva, unspecified ♀**
External female genitalia NOS
Pudendum
CC Ex: 176.9
- 184.8 Other specified sites of female genital organs ♀**
Malignant neoplasm of contiguous or overlapping sites of female genital organs whose point of origin cannot be determined
CC Ex: 176.9
- 184.9 Female genital organ, site unspecified ♀**
Female genitourinary tract NOS
CC Ex: 176.9
- 185 Malignant neoplasm of prostate ♂**
Excludes seminal vesicles (187.8)
CC Ex: 176.9
AHA: 3Q 2003, 13; 3Q 1999, 5; 3Q 1992, 7
- 4 186 Malignant neoplasm of testis**
Use additional code to identify any functional activity
- 186.0 Undescended testis ♂**
Ectopic testis
Retained testis
CC Ex: 176.9
- 186.9 Other and unspecified testis ♂**
Testis:
NOS scrotal descended
CC Ex: 176.9
- 4 187 Malignant neoplasm of penis and other male genital organs**
- 187.1 Prepuce ♂**
Foreskin
CC Ex: 176.9
- 187.2 Glans penis ♂**
CC Ex: 176.9
- 187.3 Body of penis ♂**
Corpus cavernosum
CC Ex: 176.9
- 187.4 Penis, part unspecified ♂**
Skin of penis NOS
CC Ex: 176.9
- 187.5 Epididymis ♂**
CC Ex: 176.9
- 187.6 Spermatic cord ♂**
Vas deferens
CC Ex: 176.9
- 187.7 Scrotum ♂**
Skin of scrotum
CC Ex: 176.9
- 187.8 Other specified sites of male genital organs ♂**
Seminal vesicle
Tunica vaginalis
Malignant neoplasm of contiguous or overlapping sites of penis and other male genital organs whose point of origin cannot be determined
CC Ex: 176.9
- 187.9 Male genital organ, site unspecified ♂**
Male genital organ or tract NOS
CC Ex: 176.9

- 4 188 Malignant neoplasm of bladder**
Excludes carcinoma in situ (233.7)
Coding Tip: See code V10.5x for personal history of primary malignancy of urinary organs. Code the cancer, not the V code, if the patient is receiving treatment.



- 188.0 Trigone of urinary bladder**
CC Ex: 176.9
- 188.1 Dome of urinary bladder**
CC Ex: 176.9

- 188.2 Lateral wall of urinary bladder**
CC Ex: 176.9
- 188.3 Anterior wall of urinary bladder**
CC Ex: 176.9
- 188.4 Posterior wall of urinary bladder**
CC Ex: 176.9
- 188.5 Bladder neck**
Internal urethral orifice
DEF: The bladder neck is the lower part of the bladder that connects to the urethra.
CC Ex: 176.9
- 188.6 Ureteric orifice**
CC Ex: 176.9
- 188.7 Urachus**
CC Ex: 176.9
- 188.8 Other specified sites of bladder**
Malignant neoplasm of contiguous or overlapping sites of bladder whose point of origin cannot be determined
CC Ex: 176.9
- 188.9 Bladder, part unspecified**
Bladder wall NOS
CC Ex: 176.9
AHA: 1Q 2000, 5
- 4 189 Malignant neoplasm of kidney and other and unspecified urinary organs**
Excludes benign carcinoid tumor of kidney (209.64)
 malignant carcinoid tumor of kidney (209.24)

Coding Tip: See code V10.5x for personal history of primary malignancy of urinary organs. Code the cancer, not the V code, if the patient is receiving treatment.

- 189.0 Kidney, except pelvis** **CC**
Kidney NOS
Kidney parenchyma
CC Ex: 176.9, 189.0, 189.1, 189.8, 189.9, 209.24
AHA: 2Q 2005, 4; 2Q 2004, 4
- 189.1 Renal pelvis** **CC**
Renal calyces
Ureteropelvic junction
CC Ex: See 189.0
- 189.2 Ureter** **CC**
Excludes ureteric orifice of bladder (188.6)
CC Ex: 176.9, 189.2, 189.8, 189.9
- 189.3 Urethra** **CC**
Excludes urethral orifice of bladder (188.5)
CC Ex: 176.9, 189.3, 189.4, 189.8, 189.9
- 189.4 Paraurethral glands** **CC**
CC Ex: See 189.3
- 189.8 Other specified sites of urinary organs** **CC**
Malignant neoplasm of contiguous or overlapping sites of kidney and other urinary organs whose point of origin cannot be determined
CC Ex: 176.9, 189.0-189.9, 209.24
- 189.9 Urinary organ, site unspecified** **CC**
Urinary system NOS
CC Ex: See 189.3

MALIGNANT NEOPLASM OF OTHER AND UNSPECIFIED SITES (190-199)

- Excludes* carcinoma in situ (234.0-234.9)
- 4 190 Malignant neoplasm of eye**
Excludes carcinoma in situ (234.0)
 eyelid (skin) (172.1, 173.1)
 cartilage (171.0)
 optic nerve (192.0)
 orbital bone (170.0)
- 190.0 Eyeball, except conjunctiva, cornea, retina, and choroid**
Ciliary body
Crystalline lens
Iris
Sclera
Uveal tract
CC Ex: 176.9
- 190.1 Orbit**
Connective tissue of orbit
Extraocular muscle
Retrolbulbar
Excludes bone of orbit (170.0)
CC Ex: 176.9
- 190.2 Lacrimal gland**
CC Ex: 176.9
- 190.3 Conjunctiva**
CC Ex: 176.9

OTHER INFLAMMATORY CONDITIONS OF SKIN AND SUBCUTANEOUS TISSUE (690-698)

Excludes panniculitis (729.30-729.39)

AHA: 4Q 2007, 189

- 4 690 Erythematous squamous dermatosis**
Excludes eczematous dermatitis of eyelid (373.31)
parakeratosis variegata (696.2)
psoriasis (696.0-696.1)
seborrheic keratosis (702.11-702.19)

5 690.1 Seborrheic dermatitis

AHA: 4Q 1995, 58

690.10 Seborrheic dermatitis, unspecified

Seborrheic dermatitis NOS

DEF: Characterized as over activity of the sebaceous (fat) glands, resulting in an inflammatory skin rash.

AHA: 4Q 2007, 26

690.11 Seborrhea capitis P

Cradle cap

DEF: Inflammatory skin rash on the scalp of infants, characterized by flaky or scaly skin with redness.

AHA: 4Q 2007, 26

690.12 Seborrheic infantile dermatitis P

AHA: 4Q 2007, 26

690.18 Other seborrheic dermatitis

AHA: 4Q 2007, 26

690.8 Other erythematous squamous dermatosis

AHA: 4Q 2007, 26

4 691 Atopic dermatitis and related conditions

691.0 Diaper or napkin rash

Ammonia dermatitis

Diaper or napkin:
dermatitis rash
erythema

Psoriasisiform napkin eruption

691.8 Other atopic dermatitis and related conditions

Atopic dermatitis

Besnier's prurigo

Eczema:

atopic intrinsic (allergic)

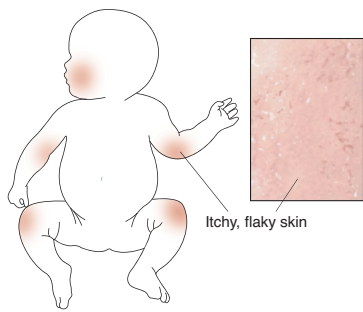
flexural

Neurodermatitis:

atopic diffuse (of Brocq)

Atopic dermatitis

A chronic inflammation of the skin



4 692 Contact dermatitis and other eczema

Includes

dermatitis:

NOS occupational
contact venenata

eczema (acute) (chronic):

NOS erythematous
allergic occupational

Excludes

allergy NOS (995.3)

contact dermatitis of eyelids (373.32)

dermatitis due to substances taken internally (693.0-693.9)

eczema of external ear (380.22)

perioral dermatitis (695.3)

urticarial reactions (708.0-708.9, 995.1)

Coding Tip: Category 692 includes both irritant dermatitis and allergic dermatitis. Consider these codes when the condition is caused by contact with the skin.

DEF: Inflammation of the skin upon contact with an allergen, due to hypersensitization.

692.0 Due to detergents

692.1 Due to oils and greases

692.2 Due to solvents

Dermatitis due to solvents of:
chlorocompound group
cyclohexane group
ester group
glycol group
hydrocarbon group
ketone group

692.3 Due to drugs and medicines in contact with skin

Dermatitis (allergic) (contact) due to:
arnica neomycin
fungicides pediculocides
iodine phenols
keratolytics scabicides
mercurials any drug applied to skin
Dermatitis medicamentosa due to drug applied to skin
Use additional E code to identify drug
Excludes allergy NOS due to drugs (995.27)
dermatitis due to ingested drugs (693.0)
dermatitis medicamentosa NOS (693.0)

692.4 Due to other chemical products

Dermatitis due to:
acids insecticide
adhesive plaster nylon
alkalis plastic
caustics rubber
dichromate

Coding Tip: Do not use code 692.4 for excoriation or denuding around stomas caused by digestive juices. Such excoriations are considered complications of the ostomy and are coded as such.

AHA: 2Q 1989, 16

692.5 Due to food in contact with skin

Dermatitis, contact, due to:
cereals fruit
fish meat
flour milk

Excludes dermatitis due to:
dyes (692.89)
ingested foods (693.1)
preservatives (692.89)

692.6 Due to plants [except food]

Dermatitis due to:
lacquer tree [Rhus verniciflua]
poison:
ivy [Rhus toxicodendron]
oak [Rhus diversiloba]
sumac [Rhus venenata]
vine [Rhus radicans]
primrose [Primula]
ragweed [Senecio jacobae]
other plants in contact with the skin
Excludes allergy NOS due to pollen (477.0)
nettle rash (708.8)

5 692.7 Due to solar radiation

Excludes sunburn due to other ultraviolet radiation exposure (692.82)

692.70 Unspecified dermatitis due to sun

692.71 Sunburn

First degree sunburn
Sunburn NOS

AHA: 4Q 2001, 47

692.72 Acute dermatitis due to solar radiation

Acute solar skin damage NOS
Berloque dermatitis
Photoallergic response
Phototoxic response
Polymorphous light eruption
Use additional E code to identify drug, if drug induced

Excludes sunburn (692.71, 692.76-692.77)

DEF: Pain and swelling of the skin and development of a scaly crust on the red border after exposure to actinic (producing chemical action) rays.

AHA: 4Q 2007, 26

692.73 Actinic reticuloid and actinic granuloma

AHA: 4Q 2007, 26

692.74 Other chronic dermatitis due to solar radiation
Chronic solar skin damage NOS
Solar elastosis
Excludes actinic [solar] keratosis (702.0)
DEF: Premature aging of the skin and degeneration of the elastic tissue of the dermis due to prolonged exposure to sunlight.
AHA: 4Q 2007, 26

692.75 Disseminated superficial actinic porokeratosis (DSAP)
AHA: 4Q 2007, 26; 4Q 2000, 43

692.76 Sunburn of second degree
AHA: 4Q 2007, 26; 4Q 2001, 47

692.77 Sunburn of third degree
AHA: 4Q 2007, 26; 4Q 2001, 47

692.79 Other dermatitis due to solar radiation
Hydroa aestivale
Photodermatitis (due to sun)
Photosensitivity (due to sun)
Solar skin damage NOS

5 692.8 Due to other specified agents

692.81 Dermatitis due to cosmetics

692.82 Dermatitis due to other radiation

Infrared rays
Light, except from sun
Radiation NOS
Tanning bed
Ultraviolet rays, except from sun
X-rays

Excludes that due to solar radiation (692.70-692.79)

AHA: 4Q 2007, 26; 4Q 2001, 47; 3Q 2000, 5

692.83 Dermatitis due to metals

Jewelry
AHA: 4Q 2007, 26

692.84 Due to animal (cat) (dog) dander
Due to animal (cat) (dog) hair
AHA: 4Q 2007, 26

692.89 Other

Dermatitis due to:
cold weather hot weather
dyes preservatives
Excludes allergy (NOS) (rhinitis) due to animal hair or dander (477.2)
allergy to dust (477.8)
sunburn (692.71, 692.76-692.77)

692.9 Unspecified cause

Dermatitis:
NOS venenata NOS
contact NOS
Eczema NOS

Coding Tip: Consider code 692.9 for intertriginous dermatitis for scenarios such as excoriation when two skin surfaces rub together (i.e., between the toes, under the breasts, between folds of skin, etc.).

4 693 Dermatitis due to substances taken internally

Excludes adverse effect NOS of drugs and medicines (995.20)
allergy NOS (995.3)
contact dermatitis (692.0-692.9)
urticarial reactions (708.0-708.9, 995.1)

693.0 Due to drugs and medicines

Dermatitis medicamentosa NOS
Use additional E code to identify drug
Excludes that due to drugs in contact with skin (692.3)

693.1 Due to food

693.8 Due to other specified substances taken internally

693.9 Due to unspecified substance taken internally
Excludes dermatitis NOS (692.9)

4 694 Bullous dermatoses

694.0 Dermatitis herpetiformis

Dermatosis herpetiformis
Dühring's disease
Hydroa herpetiformis
Excludes dermatitis herpetiformis:
juvenile (694.2)
senile (694.5)
herpes gestationis (646.8)

DEF: A vesicular or bullous eruption of the skin.

694.1 Subcorneal pustular dermatosis
Sneddon-Wilkinson disease or syndrome

694.2 Juvenile dermatitis herpetiformis
Juvenile pemphigoid

694.3 Impetigo herpetiformis

694.4 Pemphigus CC
Pemphigus:
NOS malignant
erythematous vegetans
foliaceus vulgaris
Excludes pemphigus neonatorum (684)

DEF: Chronic, relapsing, autoimmune blistering diseases of the skin and mucous membranes with autoantibodies against epidermal cells.

CC Ex: 694.4-694.5

694.5 Pemphigoid CC

Benign pemphigus NOS
Bullous pemphigoid
Herpes circinatus bullosus
Senile dermatitis herpetiformis

CC Ex: 694.4-694.5

5 694.6 Benign mucous membrane pemphigoid

Cicatricial pemphigoid
Mucosynechial atrophic bullous dermatitis

694.60 Without mention of ocular involvement

CC Ex: 694.4-694.5

694.61 With ocular involvement

Ocular pemphigus

CC Ex: 694.4-694.5

694.8 Other specified bullous dermatoses

Excludes herpes gestationis (646.8)

CC Ex: 694.4-694.5

694.9 Unspecified bullous dermatoses

CC Ex: 694.4-694.5

4 695 Erythematous conditions

695.0 Toxic erythema CC

Erythema venenatum
CC Ex: 695.0, 695.12-695.15

5 695.1 Erythema multiforme

Use additional code to identify associated manifestations, such as:
arthropathy associated with dermatological disorders (713.3)
conjunctival edema (372.73)
conjunctivitis (372.04, 372.33)
corneal scars and opacities (371.00-371.05)
corneal ulcer (370.00-370.07)
edema of eyelid (374.82)
inflammation of eyelid (373.8)
keratoconjunctivitis sicca (370.33)
mechanical lagophthalmos (374.22)
mucositis (478.11, 528.00, 538, 616.81)
stomatitis (528.00)
symblepharon (372.63)

Use additional E-code to identify drug, if drug-induced
Use additional code to identify percentage of skin exfoliation (695.50-695.59)

Excludes (staphylococcal) scalded skin syndrome (695.81)

695.10 Erythema multiforme, unspecified

Erythema iris
Herpes iris
CC Ex: See 695.0

695.11 Erythema multiforme minor

DEF: Acute, localized, self-limiting eruption marked by distinctive, classical target lesions of pink-red blotches with a ring around a pale center.

CC Ex: See 695.0

695.12 Erythema multiforme major CC

DEF: Acute, severe eruption involving mucous membrane erosions and target-like lesions on the extremities and face with some epidermal detachment; associated with predisposing infections and drug reactions.

CC Ex: See 695.0

695.13 Stevens-Johnson syndrome CC

CC Ex: See 695.0

695.14 Stevens-Johnson syndrome-toxic epidermal necrolysis overlap syndrome CC

SJS-TEN overlap syndrome

CC Ex: See 695.0

Radiology

diagnostic – see Radiography
therapeutic – see Therapy, radiation

Radiosurgery, stereotactic 92.30

cobalt 60 92.32
linear accelerator (LINAC) 92.31
multi-source 92.32
particle beam 92.33
particulate 92.33
radiosurgery NEC 92.39
single source photon 92.31

Raising, pedicle graft 86.71**Ramadier operation** (intrapetrosal drainage) 20.22**Ramisection** (sympathetic) 05.0**Ramstedt operation** (pyloromyotomy) (with wedge resection) 43.3**Range of motion testing** 93.05**Rankin operation**

exteriorization of intestine 46.03
proctectomy (complete), NOS 48.50
laparoscopic 48.51
open 48.52
other 48.59

Rashkind operation (balloon septostomy) 35.41**Rastelli operation** (creation of conduit between right

ventricle and pulmonary artery) 35.92
in repair of
pulmonary artery atresia 35.92
transposition of great vessels 35.92
truncus arteriosus 35.83

Raz-Pereyra procedure (bladder neck suspension) 59.79**RCSA** (radical cryosurgical ablation) of prostate 60.62**Readjustment** – see Adjustment**Reamputation, stump** 84.3**Reanastomosis** – see Anastomosis**Reattachment**

amputated ear 18.72
ankle 84.27
arm (upper) NEC 84.24
choroid and retina NEC 14.59
by
cryotherapy 14.52
diathermy 14.51
electrocoagulation 14.51
photocoagulation 14.55
laser 14.54
xenon arc 14.53
ear (amputated) 18.72
extremity 84.29
ankle 84.27
arm (upper) NEC 84.24
fingers, except thumb 84.22
thumb 84.21
foot 84.26
forearm 84.23
hand 84.23
leg (lower) NEC 84.27
thigh 84.28
thumb 84.21
toe 84.25
wrist 84.23
finger 84.22
thumb 84.21
foot 84.26
forearm 84.23
hand 84.23
joint capsule (see also Arthroplasty) 81.96
leg (lower) NEC 84.27
ligament – see also Arthroplasty
uterosacral 69.22
muscle 83.74
hand 82.54
papillary (heart) 35.31
nerve (peripheral) 04.79
nose (amputated) 21.89
papillary muscle (heart) 35.31
penis (amputated) 64.45
retina (and choroid) NEC 14.59
by
cryotherapy 14.52
diathermy 14.51
electrocoagulation 14.51
photocoagulation 14.55
laser 14.54
xenon arc 14.53

Reattachment – continued

tendon (to tendon) 83.73
hand 82.53
to skeletal attachment 83.88
hand 82.85
thigh 84.28
thumb 84.21
toe 84.25
tooth 23.5
uterosacral ligament(s) 69.22
vessels (peripheral) 39.59
renal, aberrant 39.55
wrist 84.23

Recession

extraocular muscle 15.11
multiple (two or more muscles) (with advancement or resection) 15.3
gastrocnemius tendon (Strayer operation) 83.72
levator palpebrae (superioris) muscle 08.38
prognathic jaw 76.64
tendon 83.72
hand 82.52

Reclosed – see also Closure

disrupted abdominal wall (postoperative) 54.61

Reconstruction (plastic) – see also Construction and

Repair, by site
alveolus, alveolar (process) (ridge) (with graft or implant) 24.5
artery (graft) – see Graft, artery
artificial stoma, intestine 46.40
auditory canal (external) 18.6
auricle (ear) 18.71
bladder 57.87
with
ileum 57.87 [45.51]
sigmoid 57.87 [45.52]
bone, except facial (see also Osteoplasty) 78.40
facial NEC 76.46
with total osteotomy 76.44
mandible 76.43
with total mandibulectomy 76.41
breast, total, NOS 85.70
deep inferior epigastric artery perforator (DIEP) flap, free 85.74
gluteal artery perforator (GAP) flap, free 85.76
latissimus dorsi myocutaneous flap 85.71
superficial inferior epigastric artery (SIEA) flap, free 85.75
transverse rectus abdominis musculocutaneous (TRAM) flap, free 85.73
transverse rectus abdominis myocutaneous (TRAM) flap, pedicled 85.72
bronchus 33.48
canthus (lateral) 08.59
cardiac annulus 35.33
chest wall (mesh) (silastic) 34.79
cleft lip 27.54
conjunctival cul-de-sac 10.43
with graft (buccal mucous membrane) (free) 10.42
cornea NEC 11.79
diaphragm 34.84
ear (external) (auricle) 18.71
external auditory canal 18.6
meatus (new) (osseous skin-lined) 18.6
ossicles 19.3
prominent or protruding 18.5
eyebrow 08.70
eyelid 08.70
with graft or flap 08.69
hair follicle 08.63
mucous membrane 08.62
skin 08.61
tarsconjunctival (one-stage) (two-stage) 08.64
full-thickness 08.74
involving lid margin 08.73
partial-thickness 08.72
involving lid margin 08.71
eye socket 16.64
with graft 16.63
fallopian tube 66.79
foot and toes (with fixation device) 81.57
with prosthetic implant 81.57
frontonasal duct 22.79
hip (total) (with prosthesis) 81.51
intraoral 27.59
joint – see Arthroplasty
lymphatic (by transplantation) 40.9
mandible 76.43
with total mandibulectomy 76.41

Reconstruction – continued

mastoid cavity 19.9
mouth 27.59
nipple NEC 85.87
nose (total) (with arm flap) (with forehead flap) 21.83
ossicles (graft) (prosthesis) NEC 19.3
with
stapedectomy 19.19
tympanoplasty 19.53
pelvic floor 71.79
penis (rib graft) (skin graft) (myocutaneous flap) 64.44
pharynx 29.4
scrotum (with pedicle flap) (with rotational flap) 61.49
skin (plastic) (without graft) NEC 86.89
with graft – see Graft, skin
subcutaneous tissue (plastic) (without skin graft) NEC 86.89
with graft – see Graft, skin
tendon pulley (with graft) (with local tissue) 83.83
for opponens (plasty) 82.71
hand 82.71
thumb (osteoplastic) (with bone graft) (with skin graft) 82.69
trachea (with graft) 31.75
umbilicus
laparoscopic 53.43
with graft or prosthesis 53.42
other and open with graft or prosthesis 53.41
other open 53.49
ureteropelvic junction 55.87
urethra 58.46
vagina 70.62
with graft or prosthesis 70.64
vas deferens, surgically divided 63.82

Recontour, gingiva 24.2

Recreational therapy 93.81

Rectectomy (see also Resection, rectum) 48.69

Rectopexy (Delorme) 48.76
abdominal (Ripstein) 48.75

Rectoplasty 48.79

Rectorectostomy 48.74

Rectorrhaphy 48.71

Rectosigmoidectomy (see also Resection, rectum) 48.69
transsacral 48.61

Rectosigmoidostomy 45.94

Rectostomy 48.1
closure 48.72

Red cell survival studies 92.05

Reduction

adipose tissue 86.83
batwing arms 86.83
breast (bilateral) 85.32
unilateral 85.31
bulbous tuberosities (mandible) (maxilla) (fibrous) (osseous) 24.31
buttocks 86.83
diastasis, ankle mortise (closed) 79.77
open 79.87
dislocation (of joint) (manipulation) (with cast) (with splint) (with traction device) (closed) 79.70
with fracture – see Reduction, fracture, by site
ankle (closed) 79.77
open 79.87
elbow (closed) 79.72
open 79.82
finger (closed) 79.74
open 79.84
foot (closed) 79.78
open 79.88
hand (closed) 79.74
open 79.84
hip (closed) 79.75
open 79.85
knee (closed) 79.76
open 79.86
open (with external fixation) (with internal fixation) 79.80
specified site NEC 79.89
shoulder (closed) 79.71
open 79.81
specified site (closed) NEC 79.79
open 79.89
temporomandibular (closed) 76.93
open 76.94
toe (closed) 79.78
open 79.88

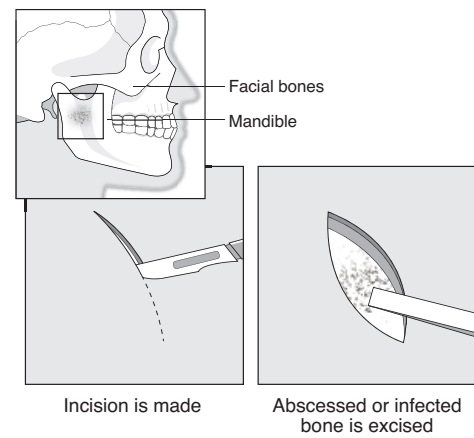
- 4 75.3 Other intrauterine operations on fetus and amnion**
Code also any hysterotomy approach (68.0)
- ✖ **75.31 Amnioscopy** ♀
Fetoscopy
Laparoamnioscopy
 - ✖ **75.32 Fetal EKG (scalp)** ♀
 - ✖ **75.33 Fetal blood sampling and biopsy** ♀
 - ✖ **75.34 Other fetal monitoring** ♀
Antepartum fetal nonstress test
Fetal monitoring, not otherwise specified
Excludes fetal pulse oximetry (75.38)
 - ✖ **75.35 Other diagnostic procedures on fetus and amnion** ♀
Intrauterine pressure determination
Excludes amniocentesis (75.1)
diagnostic procedures on gravid uterus and placenta (87.81, 88.46, 88.78, 92.17)
 - ✔ **75.36 Correction of fetal defect** ♀
AHA: 4Q 2007, 174
Coding Guidelines Note: In cases when surgery is performed on the fetus, a diagnosis code from category 655 should be assigned identifying the fetal condition. Procedure code 75.36, should be assigned on the hospital inpatient record. OG Ref I.C.11.c.2
 - ✔ **75.37 Amnioinfusion** ♀
Code also injection of antibiotic (99.21)
DEF: Introduction or injection of solutions into the amnion.
AHA: 4Q 1998, 76
 - ✖ **75.38 Fetal pulse oximetry**
Transcervical fetal oxygen saturation monitoring
Transcervical fetal SpO₂ monitoring
AHA: 4Q 2001, 64
 - ✖ **75.4 Manual removal of retained placenta** ♀
Excludes aspiration curettage (69.52)
dilation and curettage (69.02)
 - 4 75.5 Repair of current obstetric laceration of uterus**
 - ✔ **75.50 Repair of current obstetric laceration of uterus, not otherwise specified** ♀
 - ✔ **75.51 Repair of current obstetric laceration of cervix** ♀
 - ✔ **75.52 Repair of current obstetric laceration of corpus uteri** ♀
AHA: 2Q, 2008, 8
 - 4 75.6 Repair of other current obstetric laceration**
Code also episiotomy, if performed (73.6)
 - ✔ **75.61 Repair of current obstetric laceration of bladder and urethra** ♀
AHA: 1Q 1992, 11
 - ✖ **75.62 Repair of current obstetric laceration of rectum and sphincter ani** ♀
AHA: 1Q 1992, 11
 - ✖ **75.69 Repair of other current obstetric laceration** ♀
Episioperineorrhaphy
Repair of:
 - pelvic floor
 - perineum
 - vagina
 - vulva
 Secondary repair of episiotomy
AHA: 4Q 2007, 125; 1Q 1992, 11
 - ✖ **75.7 Manual exploration of uterine cavity, postpartum** ♀
 - ✖ **75.8 Obstetric tamponade of uterus or vagina** ♀
Excludes antepartum tamponade (73.1)
 - 4 75.9 Other obstetric operations**
 - ✖ **75.91 Evacuation of obstetrical incisional hematoma of perineum** ♀
Evacuation of hematoma of:
 - episiotomy
 - perineorrhaphy
 - ✖ **75.92 Evacuation of other hematoma of vulva or vagina** ♀
 - ✔ **75.93 Surgical correction of inverted uterus** ♀
Spintelli operation
Excludes vaginal repair of chronic inversion of uterus (69.23)
 - ✖ **75.94 Manual replacement of inverted uterus** ♀
 - ✔ **75.99 Other** ♀

14. OPERATIONS ON THE MUSCULOSKELETAL SYSTEM (76-84)

OPERATIONS ON FACIAL BONES AND JOINTS (76)

- Excludes* accessory sinuses (22.00-22.9)
nasal bones (21.00-21.99)
skull (01.01-02.99)
- 4 76.0 Incision of facial bone without division**
 - ✔ **76.01 Sequestrectomy of facial bone**
Removal of necrotic bone chip from facial bone
 - ✔ **76.09 Other incision of facial bone**
Reopening of osteotomy site of facial bone
Excludes osteotomy associated with orthognathic surgery (76.61-76.69)
removal of internal fixation device (76.97)
 - 4 76.1 Diagnostic procedures on facial bones and joints**
 - ✔ **76.11 Biopsy of facial bone**
 - ✔ **76.19 Other diagnostic procedures on facial bones and joints**
Excludes contrast arthrogram of temporomandibular joint (87.13)
other x-ray (87.11-87.12, 87.14-87.16)
AHA: Nov-Dec 1987, 12
 - ✔ **76.2 Local excision or destruction of lesion of facial bone**
Excludes biopsy of facial bone (76.11)
excision of odontogenic lesion (24.4)
 - 4 76.3 Partial ostectomy of facial bone**
 - ✔ **76.31 Partial mandibulectomy**
Hemimandibulectomy
Excludes that associated with temporomandibular arthroplasty (76.5)
AHA: 2Q 2005, 8-9

Excision of bone



- ✔ **76.39 Partial ostectomy of other facial bone**
Hemimaxillectomy (with bone graft or prosthesis)
AHA: Jan-Feb 1987, 14
- 4 76.4 Excision and reconstruction of facial bones**
 - ✔ **76.41 Total mandibulectomy with synchronous reconstruction**
 - ✔ **76.42 Other total mandibulectomy**
 - ✔ **76.43 Other reconstruction of mandible**
Excludes genioplasty (76.67-76.68)
that with synchronous total mandibulectomy (76.41)
AHA: 2Q 2003, 13
 - ✔ **76.44 Total ostectomy of other facial bone with synchronous reconstruction**
AHA: 3Q 1993, 6
 - ✔ **76.45 Other total ostectomy of other facial bone**
 - ✔ **76.46 Other reconstruction of other facial bone**
Excludes that with synchronous total ostectomy (76.44)
- ✔ **76.5 Temporomandibular arthroplasty**
AHA: 4Q 1999, 20

- 4 **76.6 Other facial bone repair and orthognathic surgery**
Code also any synchronous:
bone graft (76.91)
synthetic implant (76.92)
Excludes reconstruction of facial bones (76.41-76.46)
- ✓ **76.61 Closed osteoplasty [osteotomy] of mandibular ramus**
Gigli saw osteotomy
- ✓ **76.62 Open osteoplasty [osteotomy] of mandibular ramus**
- ✓ **76.63 Osteoplasty [osteotomy] of body of mandible**
- ✓ **76.64 Other orthognathic surgery on mandible**
Mandibular osteoplasty NOS
Segmental or subapical osteotomy
AHA: 2Q 2004, 9-10
- ✓ **76.65 Segmental osteoplasty [osteotomy] of maxilla**
Maxillary osteoplasty NOS
- ✓ **76.66 Total osteoplasty [osteotomy] of maxilla**
- ✓ **76.67 Reduction genioplasty**
Reduction mentoplasty
- ✓ **76.68 Augmentation genioplasty**
Mentoplasty:
NOS
with graft or implant
- ✓ **76.69 Other facial bone repair**
Osteoplasty of facial bone NOS
- 4 **76.7 Reduction of facial fracture**
Includes internal fixation
Code also any synchronous:
bone graft (76.91)
synthetic implant (76.92)
Excludes that of nasal bones (21.71-21.72)
- ✓ **76.70 Reduction of facial fracture, not otherwise specified**
- ✗ **76.71 Closed reduction of malar and zygomatic fracture**
- ✓ **76.72 Open reduction of malar and zygomatic fracture**
- ✗ **76.73 Closed reduction of maxillary fracture**
- ✓ **76.74 Open reduction of maxillary fracture**
- ✗ **76.75 Closed reduction of mandibular fracture**
- ✓ **76.76 Open reduction of mandibular fracture**
- ✓ **76.77 Open reduction of alveolar fracture**
Reduction of alveolar fracture with stabilization of teeth
- ✗ **76.78 Other closed reduction of facial fracture**
Closed reduction of orbital fracture
Excludes nasal bone (21.71)
- ✓ **76.79 Other open reduction of facial fracture**
Open reduction of orbit rim or wall
Excludes nasal bone (21.72)
- 4 **76.9 Other operations on facial bones and joints**
- ✓ **76.91 Bone graft to facial bone**
Autogenous graft to facial bone
Bone bank graft to facial bone
Heterogenous graft to facial bone
- ✓ **76.92 Insertion of synthetic implant in facial bone**
Alloplastic implant to facial bone
- ✗ **76.93 Closed reduction of temporomandibular dislocation**
- ✓ **76.94 Open reduction of temporomandibular dislocation**
- ✗ **76.95 Other manipulation of temporomandibular joint**
- ✗ **76.96 Injection of therapeutic substance into temporomandibular joint**
- ✓ **76.97 Removal of internal fixation device from facial bone**
Excludes removal of:
dental wiring (97.33)
external mandibular fixation device
NEC (97.36)
- ✓ **76.99 Other**

INCISION, EXCISION, AND DIVISION OF OTHER BONES (77)

- Excludes** laminectomy for decompression (03.09)
operations on:
accessory sinuses (22.00-22.9)
ear ossicles (19.0-19.55)
facial bones (76.01-76.99)
joint structures (80.00-81.99)
mastoid (19.9-20.99)
nasal bones (21.00-21.99)
skull (01.01-02.99)

The following fourth-digit subclassification is for use with appropriate categories in section 77 to identify the site. Valid fourth-digit categories are in brackets under each code.

- 0 unspecified site**
- 1 scapula, clavicle, and thorax [ribs and sternum]**
- 2 humerus**
- 3 radius and ulna**
- 4 carpals and metacarpals**
- 5 femur**
- 6 patella**
- 7 tibia and fibula**
- 8 tarsals and metatarsals**
- 9 other**
Pelvic bones
Phalanges (of foot) (of hand)
Vertebrae

- 4 ✓ **77.0 Sequestrectomy**
[0-9]
- 4 ✓ **77.1 Other incision of bone without division**
[0-9]
Reopening of osteotomy site
Excludes aspiration of bone marrow (41.31, 41.91)
removal of internal fixation device (78.60-78.69)
AHA: For Code **77.17:** 1Q 2002, 3
- 4 ✓ **77.2 Wedge osteotomy**
[0-9]
Excludes that for hallux valgus (77.51)
- 4 ✓ **77.3 Other division of bone**
[0-9]
Osteoarthrotomy
Excludes clavicotomy of fetus (73.8)
laminotomy or incision of vertebra (03.01-03.09)
pubiotomy to assist delivery (73.94)
sternotomy incidental to thoracic operation – omit code
DEF: Osteoarthrotomy: Excision of the articular end of a bone.
- 4 ✓ **77.4 Biopsy of bone**
[0-9]
AHA: For Code **77.45:** 2Q 1998, 13
- 4 **77.5 Excision and repair of bunion and other toe deformities**
- ✓ **77.51 Bunionectomy with soft tissue correction and osteotomy of the first metatarsal**
- ✓ **77.52 Bunionectomy with soft tissue correction and arthrodesis**
- ✓ **77.53 Other bunionectomy with soft tissue correction**
- ✓ **77.54 Excision or correction of bunionette**
That with osteotomy
- ✓ **77.56 Repair of hammer toe**
Filleting of hammer toe
Fusion of hammer toe
Phalangectomy (partial) of hammer toe
- ✓ **77.57 Repair of claw toe**
Capsulotomy of claw toe
Fusion of claw toe
Phalangectomy (partial) of claw toe
Tendon lengthening of claw toe
- ✓ **77.58 Other excision, fusion and repair of toes**
Cockup toe repair
Overlapping toe repair
That with use of prosthetic materials
- ✓ **77.59 Other bunionectomy**
Resection of hallux valgus joint with insertion of prosthesis